

Panel Builder 3 Switches - Instrument Reference



Button Close Sim

Closes Panel Builder, CheckRide and the Simulator



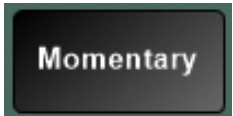
Button HSI Source (Configurable)

Selects the source for the HSI/NAV1 - NAV or GPS



Button Momentary (Configurable)

Sends the configured command



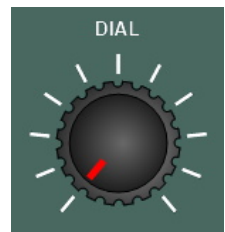
Button Momentary (Configurable)

Sends the configured command



Button Toggle On/Off (Configurable)

Turns the configured data point on/off



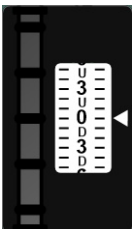
Slider Dial (Configurable)

Changes the value of the configured datapoint



Slider Elevator Trim

Trim wheel to control the Elevator Trim



Slider Elevator Trim B58

Trim wheel to control the Elevator Trim for the B58



Slider Pull (Configurable)

Changes the value of the configured datapoint

Panel Builder 3 Switches - Instrument Reference

Slider Rudder Trim



Trim wheel to control the Rudder Trim

Switch Backup Battery



Turns the Backup Battery On/Off

Switch Dial 2 Positions (Configurable)




Sets the configured datapoint to configured values

Switch Dial 3 Positions (Configurable)



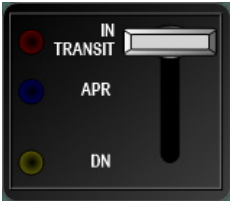
Sets the configured datapoint to configured values

Switch Dial 4 Positions (Configurable)



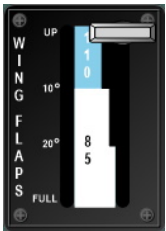
Sets the configured datapoint to configured values

Switch Flaps B58 Version



Controls the Flaps

Switch Flaps C172 Version



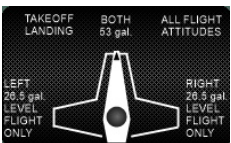
Controls the Flaps

Switch Fuel Cut-Off C172



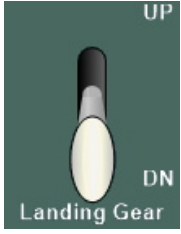
Cuts the fuel supply

Switch Fuel Tank C172 Version



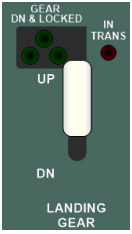
Select which Fuel Tank to use

Panel Builder 3 Switches - Instrument Reference



Switch Landing Gear

Raises or lowers the Landing Gear




Switch Landing Gear B58

Raises or lowers the Landing Gear - with status lights




Switch Parking Brake

Engages/Releases the Parking Brake



Switch Rocker(Configurable)

Turns the configured data point on/off



Switch Starter (Configurable)

Sets the Magnetos and Engages the Starter



Switch Toggle (Configurable)

Turns the configured data point on/off



Switch Toggle 3 Positions (Configurable)

Sets the configured datapoint to configured values



Switch Toggle with Cover (Configurable)


Turns the configured data point on/off



Switch Toggle Momentary(Configurable)

Sends the configured commands

Panel Builder 3 Switches - Instrument Reference



Switch Toggle (Configurable)

Turns the configured data point on/off



Switch Toggle (Configurable)

Turns the configured data point on/off